



SUBJECT	Annual Report of Teaching Staff Appointments
SUBMITTED TO	Employee Relations Committee
MEETING DATE	June 16, 2022
SESSION CLASSIFICATION	Recommended session criteria from Board Meetings Policy: OPEN
REQUEST	For information only - No action requested
LEAD EXECUTIVE	Gage Averill, Provost and Vice-President, Academic <i>pro tem</i> , UBC Vancouver
SUPPORTED BY	Rehan Sadiq, Provost and Vice-President Academic <i>pro tem</i> , UBC Okanagan Lesley Cormack, Deputy Vice-Chancellor and Principal, Okanagan

EXECUTIVE SUMMARY

The following summaries are provided subject to section 4.1 of Policy AP3. At least annually a report of Teaching Staff appointments is to be provided to the Board of Governors. Historically other appointments (Librarians, Research Associates and Postdoctoral Research & Clinical Fellows) not enumerated in section 4.1 have been included.

APPENDICES

1. Summary Report of Salaries & Appointments
2. Summary Graphs

Board Appointments - April 2022
Summary of Appointments

	Faculty of Applied Science	Faculty of Arts	Faculty of Dentistry	Faculty of Education	Faculty of Forestry	Faculty of Graduate Studies and Postdoctoral Studies	Faculty of Land and Food Systems	Faculty of Medicine	Faculty of Pharmaceutical Sciences	Faculty of Science	Peter A. Allard School of Law
Professor	115	234	18	74	34		12	331	18	240	27
Associate Professor	52	187	11	49	19		14	139	10	68	11
Assistant Professor	52	146	5	20	13		16	84	10	61	16
Assistant Professor of Teaching	14	31	3	12	6		4	18	4	13	2
Associate Professor of Teaching	17	31	2	9	3		3	22	10	35	2
Professor of Teaching	5	8		3	1			4	2	15	
Lecturer	25	110	13	23	15		9	17	29	31	4
Librarian											
Program Director				1							
Sessional Lecturer	28	208		69	7		21	3		54	
Adjunct Professor	318	152	3	181	55		45	504	18	111	151
Clinical Faculty	5		617				105	11,860	645		
Emeriti	22	19	1	11		1	4	79	1	39	1
Honorary Faculty	26	57		16	17		10	243	4	100	3
Research Associate	31	7	7	2	12		3	160	5	117	2
Postdoctoral & Clinical Fellow	146	104	10	20	62		20	616	18	338	3
Visiting Faculty	15	32	5	7	7		7	16	1	36	1
Grand Total	871	1,326	695	497	251	1	273	14,096	775	1,258	223

Board Appointments - April 2022
Summary of Appointments

The Sauder School of Business	UBCO - Barber - Faculty of Arts and Social Sciences	UBCO - Barber - Faculty of Science	UBCO - Faculty of Applied Science	UBCO - Faculty of Creative and Critical Studies	UBCO - Faculty of Education	UBCO - Faculty of Health and Social Development	UBCO - Faculty of Management	UBCO - Provost and Vice President Academic	VP Academic and Provost	Grand Total
32	26	30	13	8	3	12	6			1,233
29	28	34	13	36	8	14	3			725
32	32	23	22	7	3	11	6			559
	2	4	4	4		5				126
1	4	8	4	6		16	1			174
		1	2		2					43
32	11	6	8	19	6	6	10		11	385
1								14	77	92
									3	4
31	23	17	11	33	2	6	2		12	527
59	19	65	10	2	8	39	4			1,744
										13,232
15	4	1	1	1		1		1	3	205
	3	10	13	2		6	2		1	513
3	1	7	3							360
6	5	24	43	2		18	2			1,437
6		3	6	1						143
247	158	233	153	121	32	134	36	15	107	21,502

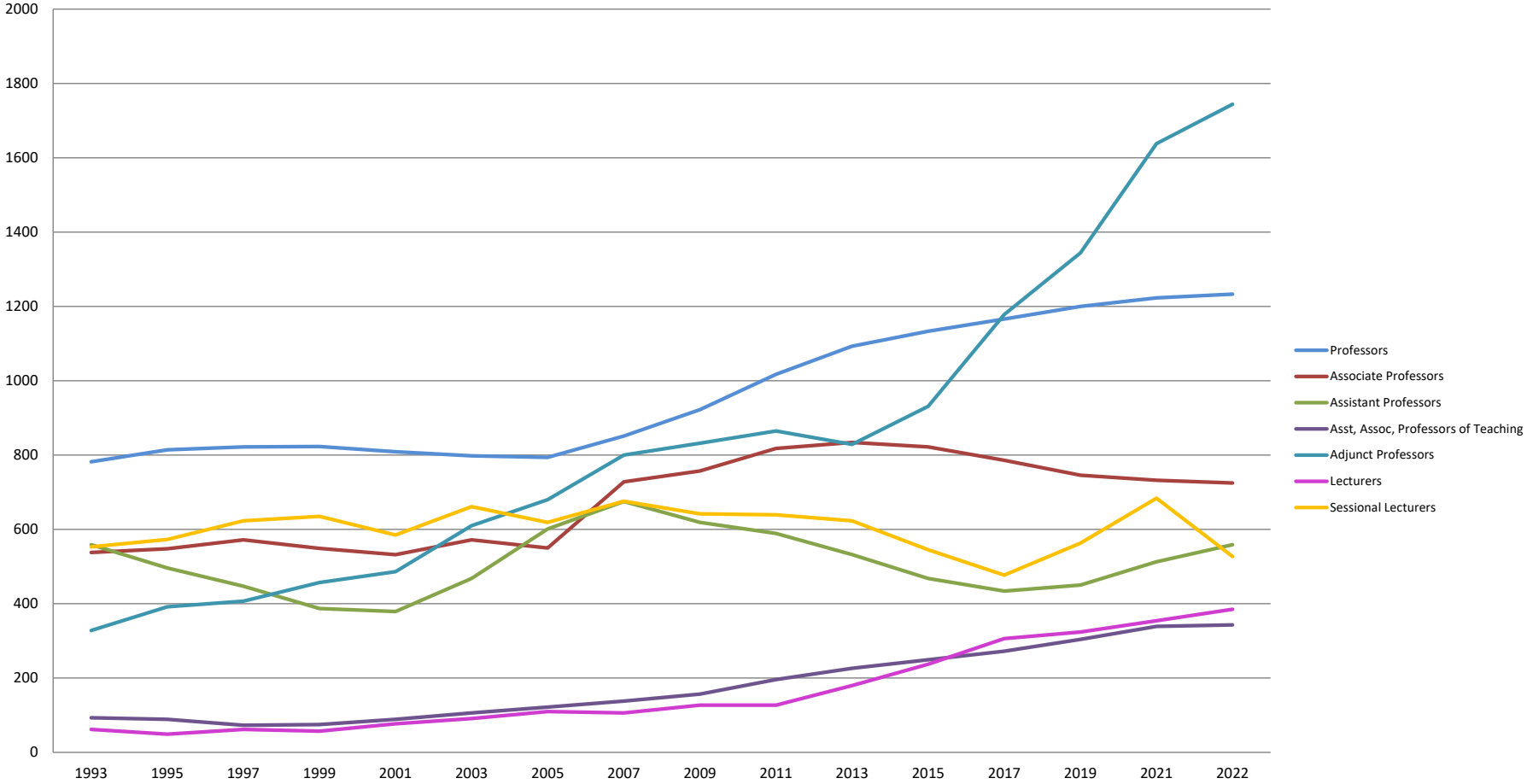
Board Appointments - April 2022
Summary of Salaries

	Faculty of Applied Science	Faculty of Arts	Faculty of Dentistry	Faculty of Education	Faculty of Forestry	Faculty of Graduate Studies and Postdoctoral Studies	Faculty of Land and Food Systems	Faculty of Medicine	Faculty of Pharmaceutical Sciences	Faculty of Science	Peter A. Allard School of Law
Professor	2,102,425	3,998,522	356,904	1,336,502	554,949		190,859	6,499,706	321,353	4,352,923	586,167
Associate Professor	748,620	2,459,971	195,847	620,708	260,766		195,242	1,842,846	167,830	991,105	182,842
Assistant Professor	566,153	1,476,674	72,212	202,175	139,188		166,824	953,930	132,738	721,337	202,769
Assistant Professor of Teaching	139,055	273,590	47,659	125,814	57,820		39,832	150,760	51,625	141,040	28,219
Associate Professor of Teaching	220,493	310,817	32,458	110,759	33,489		36,735	283,981	148,620	429,101	32,240
Professor of Teaching	75,017	107,758		42,353	12,007			61,005	29,853	218,770	
Lecturer	223,871	800,758	109,249	186,996	100,033		72,146	109,237	326,043	237,983	33,570
Librarian											
Program Director				14,464							
Sessional Lecturer	69,461	661,704		152,447	17,001		57,213	8,224		147,561	
Adjunct Professor	265,441	188,824	3,333	249,271	22,114		25,218	162,889	9,450	24,318	57,517
Clinical Faculty	-		173,183				4,117	1,660,185	6,571		
Emeriti	10,210	-	-	1,609		2,500	-	9,781	650	20,951	1,200
Honorary Faculty	-	-		-	-		-	-	-	-	-
Research Associate	153,687	27,199	45,658	7,394	49,131		13,345	948,957	35,274	673,683	13,333
Postdoctoral & Clinical Fellow	572,126	300,997	28,884	67,279	256,901		77,455	2,163,055	84,798	1,334,100	9,225
Visiting Faculty	1,875	49,000	-	1,609	-		-	4,010	-	13,500	-
Grand Total	5,148,436	10,655,813	1,065,388	3,119,378	1,503,398	2,500	878,985	14,858,566	1,314,806	9,306,374	1,147,082
Annualized Salaries	61,781,228	127,869,754	12,784,658	37,432,541	18,040,774	30,000	10,547,820	178,302,795	15,777,672	111,676,486	13,764,983

Board Appointments - April 2022
Summary of Salaries

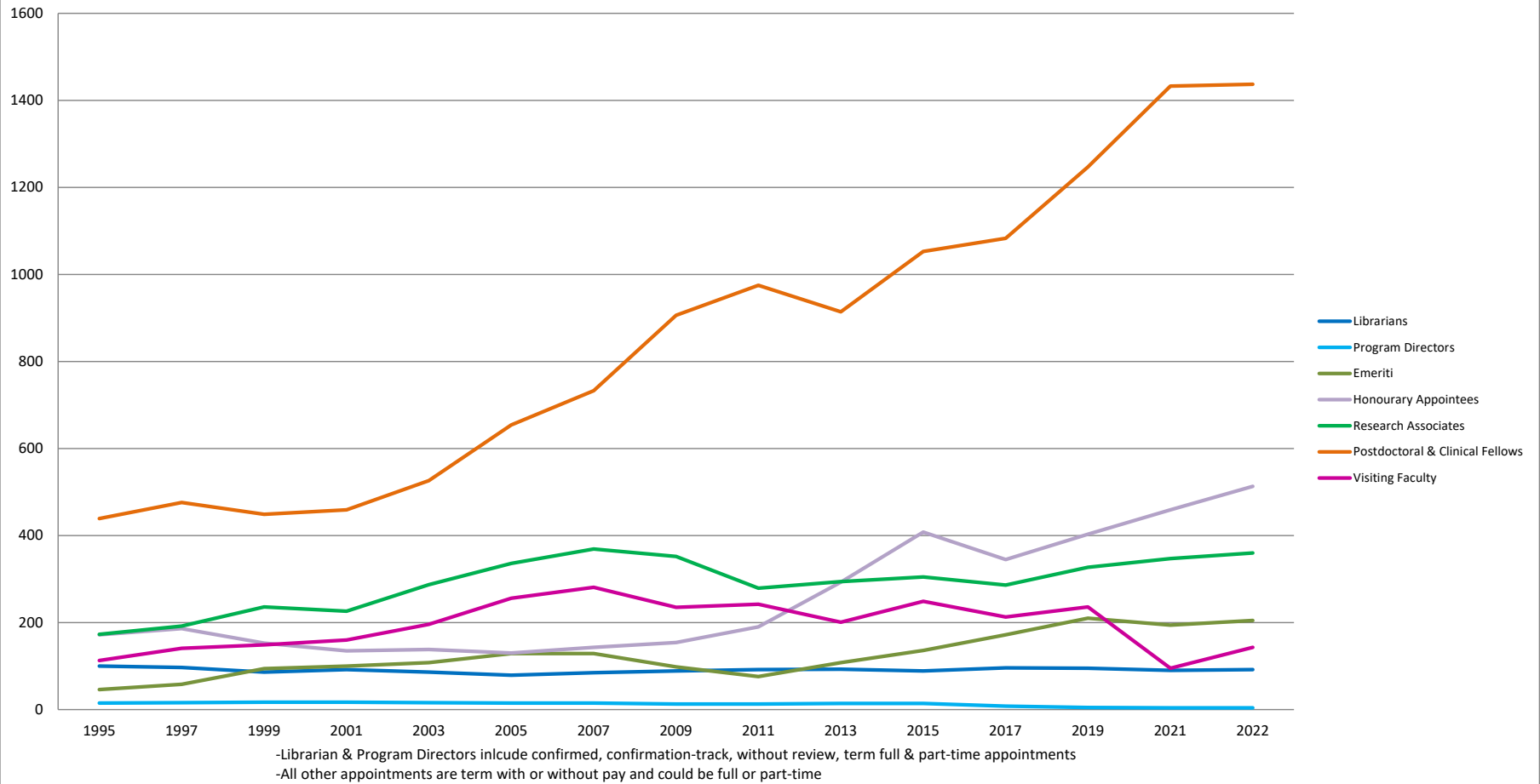
The Sauder School of Business	UBCO - Barber - Faculty of Arts and Social Sciences	UBCO - Barber - Faculty of Science	UBCO - Faculty of Applied Science	UBCO - Faculty of Creative and Critical Studies	UBCO - Faculty of Education	UBCO - Faculty of Health and Social Development	UBCO - Faculty of Management	UBCO - Provost and Vice President Academic	VP Academic and Provost	Grand Total	Annualized Total
806,489	366,209	421,438	205,939	96,093	46,086	186,622	97,384			22,526,570	270,318,842.16
634,571	330,893	387,925	164,091	443,994	104,282	178,527	52,405			9,962,466	119,549,590
617,789	270,382	216,784	216,388	62,877	28,801	111,815	83,705			6,242,540	74,910,481
	15,734	36,852	35,975	29,876		42,469				1,216,320	14,595,843
16,326	47,134	92,515	42,800	65,483		185,804	19,674			2,108,428	25,301,133
		11,871	27,417		27,952					614,004	7,368,044
419,669	80,363	43,176	57,641	123,262	35,765	46,089	89,445		95,521	3,190,816	38,289,794
12,600								110,600	767,043	890,243	10,682,919
									42,245	56,709	680,502
151,605	56,226	57,414	24,000	123,355	5,613	15,343	6,427		34,709	1,588,302	19,059,620
159,478	4,100	3,000	2,500	-	4,068	32,825	8,604			1,222,950	14,675,403
										1,844,057	22,128,679
-	-	-	4,167	-		-		6,523	-	57,592	691,098
	-	-	-	-		-	-		-	-	-
16,079	1,500	22,357	13,991							2,021,588	24,259,058
12,117	16,111	78,453	110,472	3,205		74,618	7,500			5,197,295	62,367,541
3,000		-	3,000	-						75,994	911,923
2,849,722	1,188,653	1,371,783	908,381	948,145	252,566	874,112	365,144	117,124	939,517	58,815,873	705,790,470
34,196,660	14,263,831	16,461,399	10,900,571	11,377,743	3,030,797	10,489,347	4,381,724	1,405,486	11,274,204	705,790,470	

Summary of Appointments Professorial, Lecturer & Adjunct Appointments

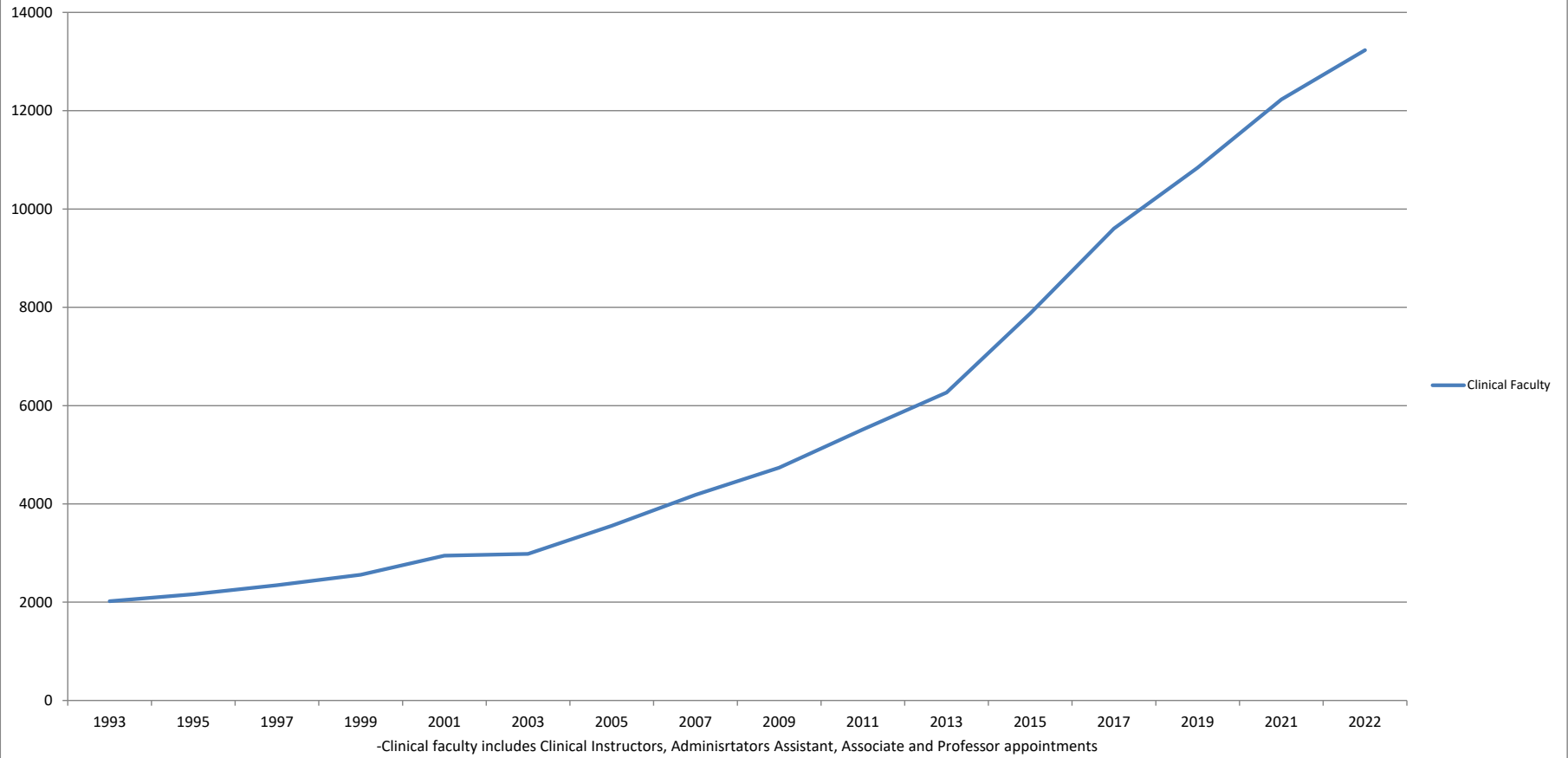


-Professorial ranks include tenure stream, without review, term full & part time appointments
 -all other appointments are term, either full or part-time

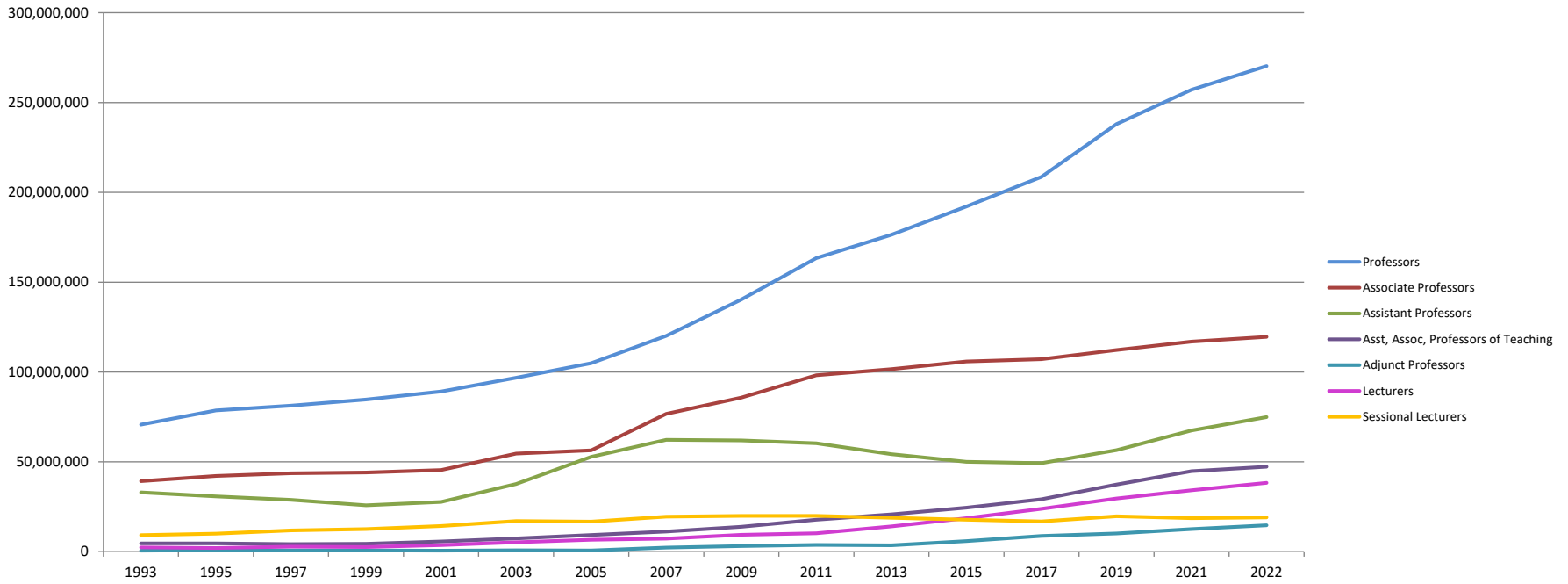
Summary of Appointments Librarians, Program Directors & Term Appointments



Summary of Appointments Clinical Faculty

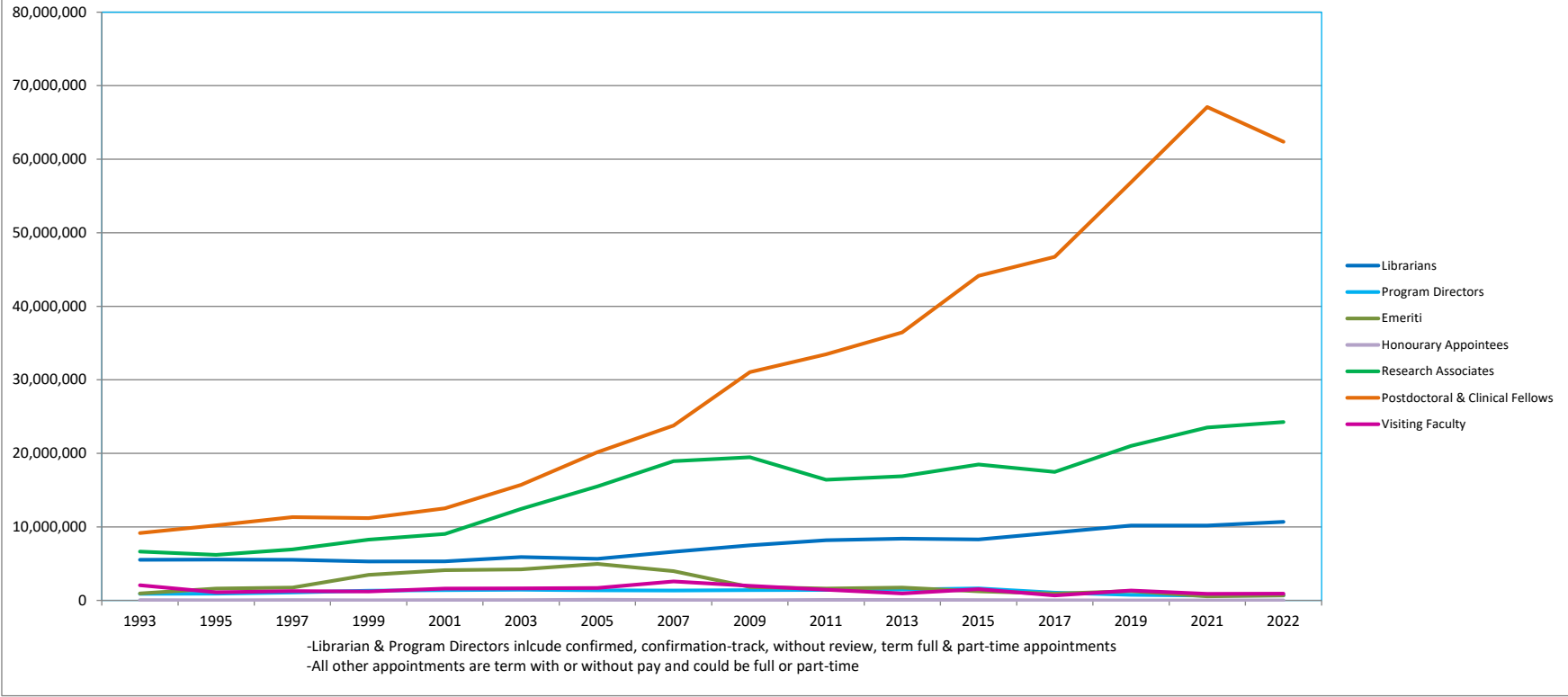


Summary of Salaries Professorial, Lecturer & Adjunct Appointments

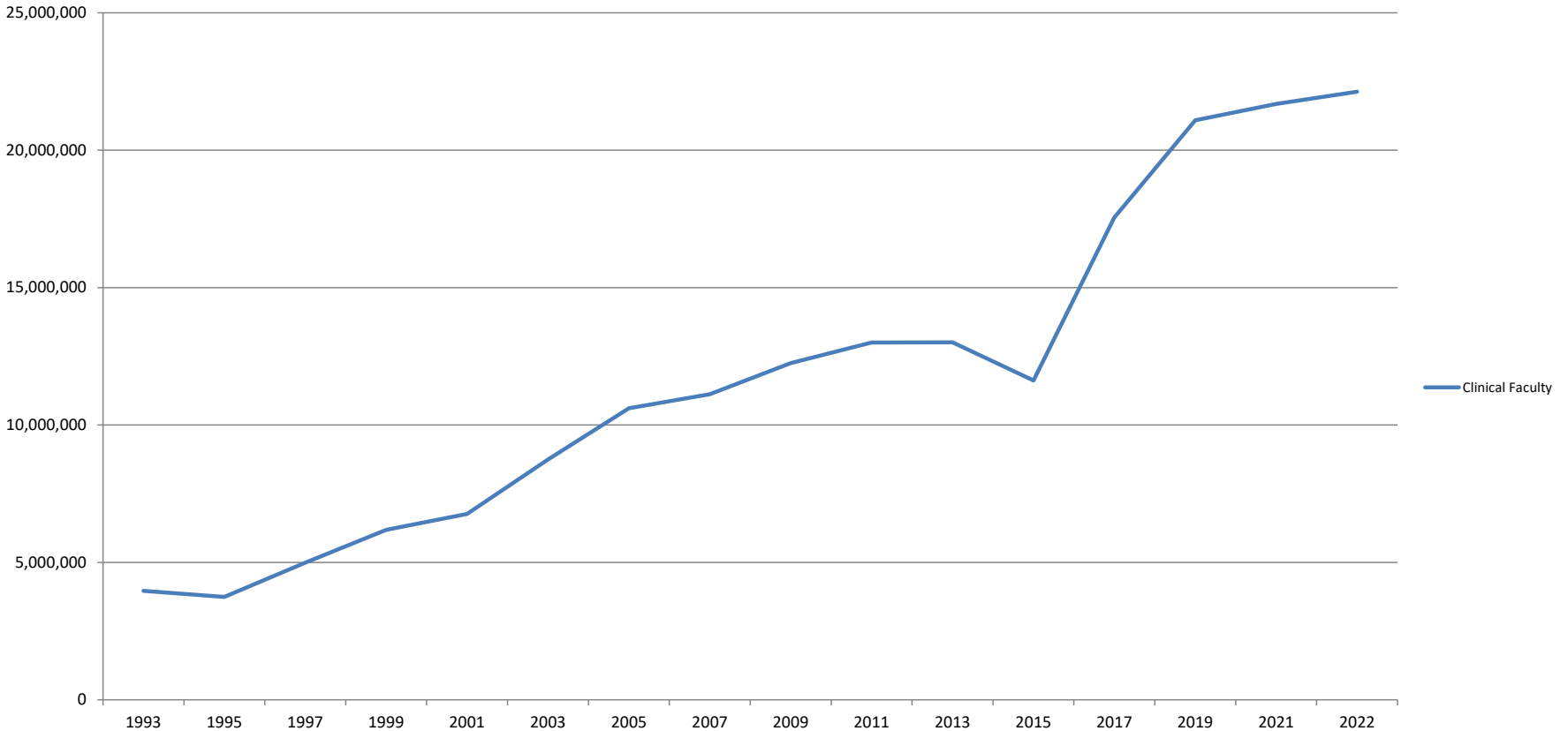


-Professorial & Instructor ranks include tenure stream, without review, term full & part time appointments
 -all other appointments are term, either full or part-time
 *Instructor includes Professor of Teaching, Senior Instructor and Instructors

Summary of Salaries Librarians, Program Directors & Term Appointments



Summary of Salaries Clinical Faculty



-Clinical faculty includes Clinical Instructors, Assistant, Associate and Professor appointments

Total Annualized Salaries All Board of Governors Appointments

